



1,000 Books Before KINDERGARTEN


Westminster Public Library

Books 701-800

Book Title:

Author:

Date:

701.	_____	_____	_____
702.	_____	_____	_____
703.	_____	_____	_____
704.	_____	_____	_____
705.	_____	_____	_____
706.	_____	_____	_____
707.	_____	_____	_____
708.	_____	_____	_____
709.	_____	_____	_____
710.	_____	_____	_____
711.	_____	_____	_____
712.	_____	_____	_____
713.	_____	_____	_____
714.		_____	_____
715.	_____	_____	_____
716.	_____	_____	_____
717.	_____	_____	_____
718.	_____	_____	_____
719.	_____	_____	_____
720.	_____	_____	_____

Book Title:

Author:


Date:

721.	_____	_____	_____
722.	_____	_____	_____
723.	_____	_____	_____
724.	_____	_____	_____
725.	_____	_____	_____
726.	_____	_____	_____
727.	_____	_____	_____
728.	_____	_____	_____
729.	_____	_____	_____
730.	_____	_____	_____

Choose a wordless picture book from the library and let your child tell what they think is happening in the story. If they get frustrated, make up the story together. They can tell it to another family member later. For younger children, let them describe a single picture in the story.



731.	_____	_____	_____
732.	_____	_____	_____
733.	_____	_____	_____
734.	_____	_____	_____
735.	_____	_____	_____
736.	_____	_____	_____
737.	_____	_____	_____
738.	_____	_____	_____
739.	_____	_____	_____
740.	_____	_____	_____



Book Title:

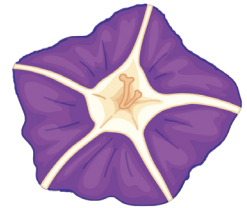
Author:

Date:

741.	_____	_____	_____
742.	_____	_____	_____
743.	_____	_____	_____
744.	_____	_____	_____
745.	_____	_____	_____
746.	_____	_____	_____
747.	_____	_____	_____
748.	_____	_____	_____
749.	_____	_____	_____
750.	_____	_____	_____

READING ACTIVITY FOR TODDLERS

Find a few minutes throughout the day to read. Talk about something you did together that is related to a picture in the book. Even though you may not understand everything your toddler says, give them time to talk.



751.	_____	_____	_____
752.	_____	_____	_____
753.	_____	_____	_____
754.	_____	_____	_____
755.	_____	_____	_____
756.	_____	_____	_____
757.	_____	_____	_____
758.	_____	_____	_____
759.	_____	_____	_____
760.	_____	_____	_____

Book Title:

Author:

Date:

761.	_____	_____	_____
762.	_____	_____	_____
763.	_____	_____	_____
764.	_____	_____	_____
765.	_____	_____	_____
766.	_____	_____	_____
767.	_____	_____	_____
768.	_____	_____	_____
769.	_____	_____	_____
770.	_____	_____	_____

PRESCHOOL READING ACTIVITY
Select an activity that has a process, do it together and explain the steps. For example: "We are going to make spaghetti. First we need to...Next we will..." and so on.




771.	_____	_____	_____
772.	_____	_____	_____
773.	_____	_____	_____
774.	_____	_____	_____
775.	_____	_____	_____
776.	_____	_____	_____
777.	_____	_____	_____
778.	_____	_____	_____
779.	_____	_____	_____
780.	_____	_____	_____

Book Title:

Author:

Date:

781.	_____	_____	_____
782.	_____	_____	_____
783.	_____	_____	_____
784.	_____	_____	_____
785.	_____	_____	_____
786.	_____	_____	_____
787.	_____	_____	_____
788.	_____	_____	_____
789.	_____	_____	_____
790.	_____	_____	_____
791.	_____	_____	_____
792.	_____	_____	_____
793.	_____	_____	_____
794.	_____	_____	_____
795.	_____	_____	_____
796.	_____	_____	_____
797.	_____	_____	_____
798.	_____	_____	_____
799.	_____	_____	_____
800.	_____	_____	_____



You can help build narrative skills by talking to your child about or during daily tasks. Ask your child questions, encourage them to speak, and listen carefully when they do.

Outstanding! Don't forget to bring in your log to get a sticker and your next log.

1,000 Books Before KINDERGARTEN

Westminster Public Library

Narrative Skills



What is it?

Narrative skills is being able to describe things and events and to tell stories.

What can you do?

Birth to Two year olds

- * Talk to your child about what you are doing.
- * Tell your child stories.
- * Encourage your toddler to tell you about things. Listen patiently and ask questions.
- * Read favorite books again and again.
- * Add to what your child says. If your child says, "big truck" then you say, "Yes, a big red fire truck."

Two and Three year olds

- * Tell your child longer stories.
 - * Ask your child to tell you about something that happened today.
 - * Read books together. Stories help children understand that things happen in order-first, next, last.
 - * Read a book that you have read before. Switch what you do- you be the listener and let your child tell you the story.
- Ask your child "who" and "why" questions.

Four and Five year olds

- * Ask your child to tell you about something that happened. Let them tell you about a picture they drew.
- * Ask "what" questions. Point to a picture and ask, "What is this?" or "What is happening here?" Give them a least five seconds to respond.
- * Ask open ended questions like "What do you think is happening in this picture?"

My favorite activity to talk about: _____